



## inmotion neuland industrie design

### description:

The collection consists of column units, base or hanging units, cupboards and sideboards. Featuring large-sized compartments, these units are divided in a functional way to receive and organise everyday objects such as books, magazines or electronic equipment. The system's flexibility is considerable: swivel modules; units with drawers, large drawers, flap doors; modular units to be flanked or wall-mounted. The elements can be highly customised: the open compartments as well as the rotary units and trays may feature different materials and/or colours and can be newly varied by the customer even after their purchase.

### materials:

All units are made of medium-density wood fiberboard (1.6cm thick), and are available in the matte lacquered white variant, an elegant open pore matte black ash finish and new types of finishes for the open compartment (dark red, avio blue, mustard yellow, and natural black wood) are introduced.

## dimensions:

### GROUND-RESTING COLUMNS D48 H188

Depth 18.9"



L53  
WITH DOOR AND ROTARY UNIT



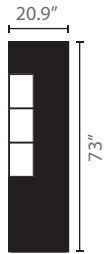
L45  
WITH A SINGLE DOOR




L34  
WITH DOOR AND ROTARY UNIT

### HANGING COLUMNS D33 H185.5

Depth 13"



L53  
WITH DOOR AND ROTARY UNIT



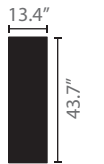
L45  
WITH A SINGLE DOOR



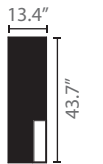
L34  
WITH DOOR AND ROTARY UNIT

### HANGING COLUMNS D33 H111

Depth 13"



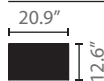
L34  
WITH A SINGLE DOOR



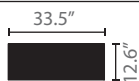
L34  
WITH DOOR AND ROTARY UNIT

### HANGING UNITS D48 H32

Depth 18.9"



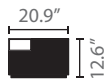
L53  
FLAP OPENING WITH SINGLE DOOR (R)



L85  
FLAP OPENING WITH SINGLE DOOR (R)



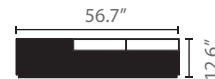
L144  
FLAP OPENING WITH SINGLE DOOR (R)



L53  
OPEN COMPARTMENT AND DRAWER (G/C)



L85  
OPEN COMPARTMENT AND DRAWER (G/C)



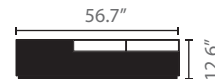
L144  
OPEN COMPARTMENT AND DRAWER (G/C)



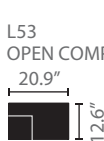
L53  
OPEN COMPARTMENT AND FLAP DOOR (G/R)



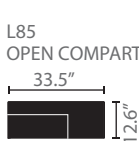
L85  
OPEN COMPARTMENT AND FLAP DOOR (G/R)



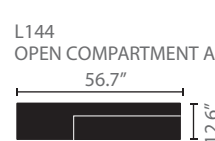
L144  
OPEN COMPARTMENT AND FLAP DOOR (G/R)



L53  
TWO-FRONT DRAWERS (C/C)



L85  
TWO-FRONT DRAWERS (C/C)

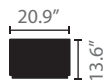


L144  
TWO-FRONT DRAWERS (C/C)

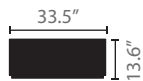
## dimensions:

### BASE UNITS D48 H34.5

Depth 18.9"



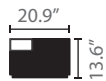
L53  
WITH A SINGLE DRAWER (C)



L85  
WITH A SINGLE DRAWER (C)



L144  
WITH A SINGLE DRAWER (C)



L53  
ROTARY UNIT AND DRAWER (G/C)



L85  
ROTARY UNIT AND DRAWER (G/C)



L144  
ROTARY UNIT AND DRAWER (G/C)



L53  
OPEN COMPARTMENT AND FLAP (G/R)



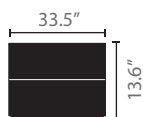
L85  
OPEN COMPARTMENT AND FLAP (G/R)



L144  
OPEN COMPARTMENT AND FLAP (G/R)

### CUPBOARDS D48 H66 and H98

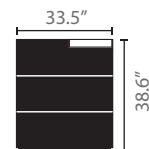
Depth 18.9"



L85  
TWO DRAWERS (C/C)



L144  
TWO DRAWERS (C/C)



L85  
WITH TRAY AND 3 DRAWERS (V/C)

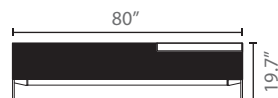
### SIDEBOARDS D48 H50 and H66

### SIDEBOARDS WITH FINISHED BACK PANEL D48 H50 and H66

Depth 18.9"



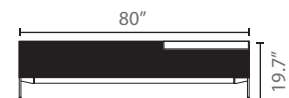
L160 H50  
WITH DOWNWARD FLAP  
DOOR AND TRAY  
BRIDGE STAND (V/R)



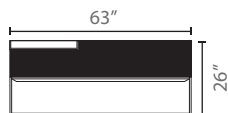
L203 H50  
WITH DOWNWARD FLAP  
DOOR AND TRAY  
BRIDGE STAND (V/R)



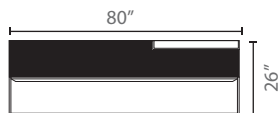
L160 H50  
WITH TRAY,  
SINGLE FLAP DOOR  
AND FINISHED BACK PANEL\*  
BRIDGE STAND (V/R)



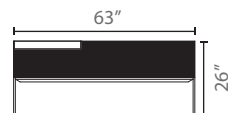
L203 H50  
WITH TRAY,  
SINGLE FLAP DOOR  
AND FINISHED BACK PANEL\*  
BRIDGE STAND (V/R)



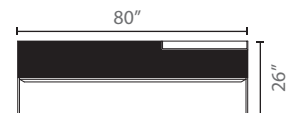
L160 H66  
WITH DOWNWARD FLAP  
DOOR AND TRAY  
FRAME STAND (V/R)



L203 H66  
WITH DOWNWARD FLAP  
DOOR AND TRAY  
FRAME STAND (V/R)



L160 H66  
WITH TRAY,  
SINGLE FLAP DOOR  
AND FINISHED BACK PANEL\*  
FRAME STAND (V/R)



L203 H66  
WITH TRAY,  
SINGLE FLAP DOOR  
AND FINISHED BACK PANEL\*  
FRAME STAND (V/R)